

Technical data sheet

Type 211

Non-return valve

01System

Applications and special features



- Operates in any position
- Minimum head loss
- Silent and robust
- Does not generate hammering
- Closing system : double axial guiding with return spring
- Excellent sealing at high as well as at low pressure ensured by a specially designed lip-ring seal.

Technical description

DN A (*) mm	PFA bar	PS - bar				Cat.	References	Vvs-nr
		L1	L2	G1	G2			
8	10	10	10	10	10	3.3	149B 2079	
10	10	10	10	10	10	3.3	149B 2080	
12	10	10	10	10	10	3.3	149B 2081	
15	10	10	10	10	10	3.3	149B 2082	
22	10	10	10	10	10	3.3	149B 2083	
28	10	10	10	X	10	3.3	149B 2084	

(*) Copper tube external DN

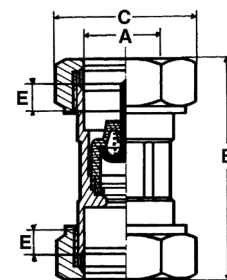
Important notice :

The indicated pressure for the different categories of fluids (L1/L2/G1/G2) is under no condition a guarantee of use. Therefore, it is essential to validate the use of products under given operating conditions.

- Connection : compression fittings
- Permissible operating pressure PFA - water : (for supply, distribution and disposal of water) : See table
- Maximum permissible pressure PS - other mediums : See table
- θ : Mini. -10 °C
Maxi. 80 °C
- Mediums : Clear liquids, gas
- Approvals : ACS -
- Other approvals available : **kiwa**
Consult us :

Overall dimensions

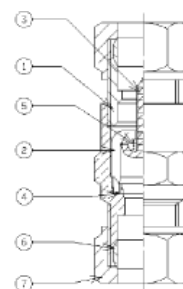
A	B	C	E	Weight
mm	mm	mm	mm	kg
8	54,0	20	6,0	0,070
10	57,5	20	7,5	0,095
12	59,0	20	7,5	0,070
15	61,0	24	12,5	0,110
22	64,0	32	12,5	0,160
28	64,0	41	12,5	0,240




Technical data sheet Type 211 - Non-return valve 01 system

Spare parts list and materials

Nb	Description	Materials	EURO	ANSI
1	CASING	DZR brass	CuZn36Pb2As	UNS C 35 330
2	GUIDE	Hostaform		
3	CLOSING SYSTEM	Hostaform		
4	SEAL - 22 et 28 mm autres tailles	NBR Nitrile EPDM		
5	SPRING	Stainless steel	X10CrNi185-8	AISI 302
6	RING	Brass	CuZn36Pb2As	UNS C 35 330
7	NUT	Brass	CuZn36Pb2As	UNS C 35 330

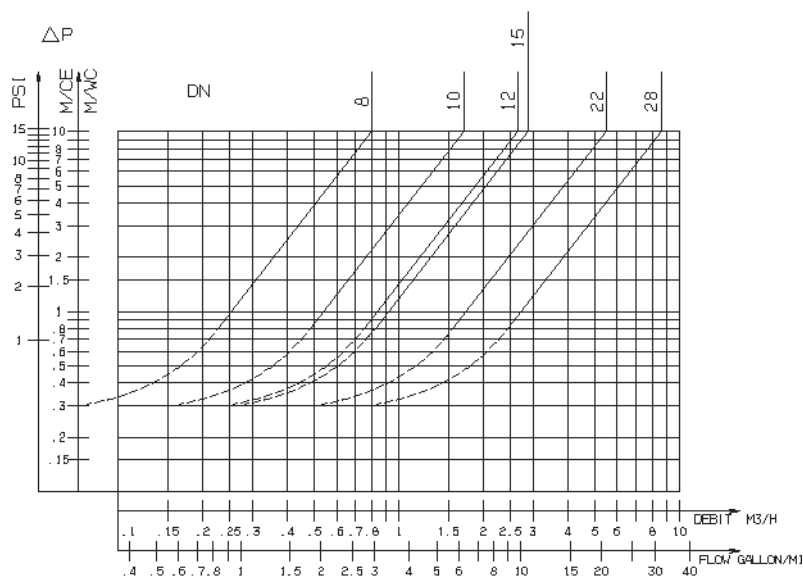


Working principle

A	Opening pressure (in mm WC)	Kv	ζ
mm		m ³ /H	
8	between 50 and 200	0,80	3,2
10		1,70	5,4
12		2,65	4,6
15		2,90	9,4
22		5,50	12,1
28		8,60	13,0

Direction for use :

- Solid line : Valve completely open
- Dotted line : opening stage of valve



Socla can accept no responsibility for possible errors in catalogue, brochures and other printed material. Socla reserve the right to alter its products without notice. This also applies to products already agreed. All trademarks in this material are the property of the respective companies. All right reserved.

Socla

365 rue du lieutenant Putier
71530 VIREY LE GRAND
Adresse postale : CS 10273
71107 CHALON-SUR-SAÔNE Cedex

Tel : 33 3 85 97 42 42
Fax : 33 3 85 97 97 42
<http://www.socla.com>
e-mail : contact@socla.com